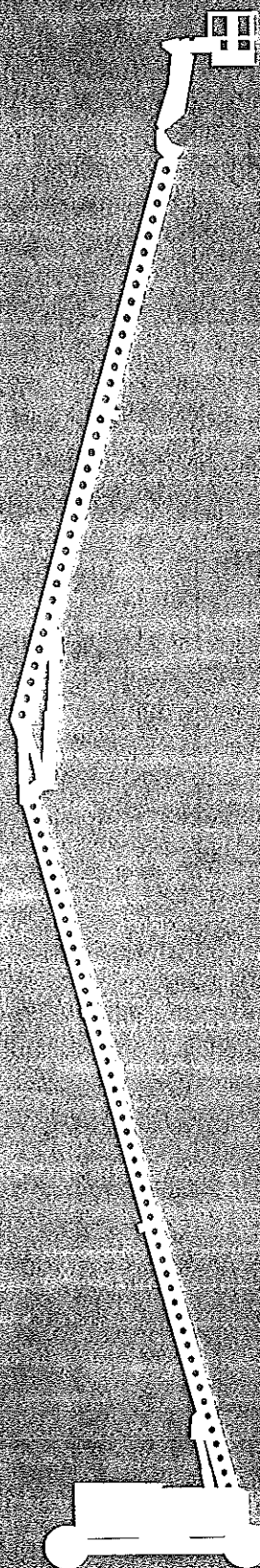


COMBUSTION | ARTICULATING BOOM WORK PLATFORMS



A 125 J

Platform

Working Height	131 ft. (39.9 m)
Platform Height	125 ft. (38.1 m)
Horizontal Reach:	
Riser Retracted	69 ft. 8 in. (21.2 m)
Riser Extended	62 ft. 7 in. (19.1 m)
Riser Height:	
Retracted	34 ft. 4 in. (10.5 m)
Extended	61 ft. 9 in. (18.8 m)
Platform Capacity	600 lbs. (272 kg)

Dimensions

Platform Size	36 x 96 in. (0.92 x 2.4 m)
Overall Height (stowed)	9 ft. 10 in. (3.0 m)
Overall Length	39 ft. 4 in. (11.99 m)
Overall Width:	
Axles Retracted	8 ft. 6 in. (2.6 m)
Axles Extended	12 ft. (3.7 m)
Tailswing (beyond tires):	
Riser Extended	3 ft. 8 in. (1.1 m)
Riser Retracted	0
Wheel base	14 ft. (4.27 m)

Performance (4x4 only)

Maximum Drive Speed	2.5 mph (4.0 km/h)
Gradeability (theoretical)*	50%
Tires	14.75/80R20 Foam Fill
Swing Speed	0.5 rpm
Turning Radius (inside):	
Axles Retracted	15 ft. 3-1/2 in. (4.66 m)
Axles Extended	14 ft. 6 in. (4.42 m)
Turning Radius (outside):	
Axles Retracted	24 ft. 11 in. (7.59 m)
Axles Extended	28 ft. 6 in. (8.69 m)

Power Source

Engine	Cummins 4BT 3.9
Engine Horsepower	100 hp (75 kw)
Fuel Tank Capacity	45 gallons (170 liters)
Optional Engine	Ford CSG 6.49 Dual Fuel @110hp (82 kw)

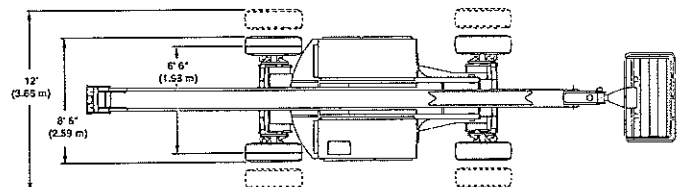
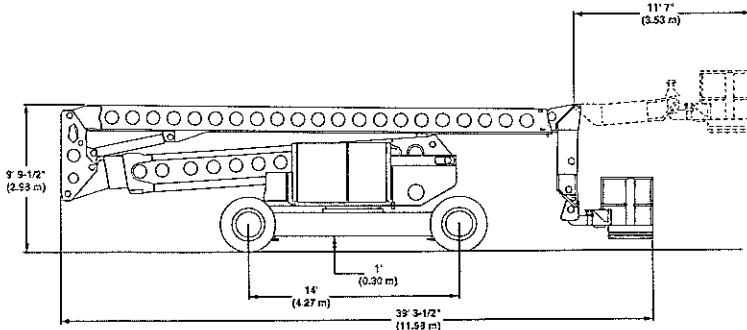
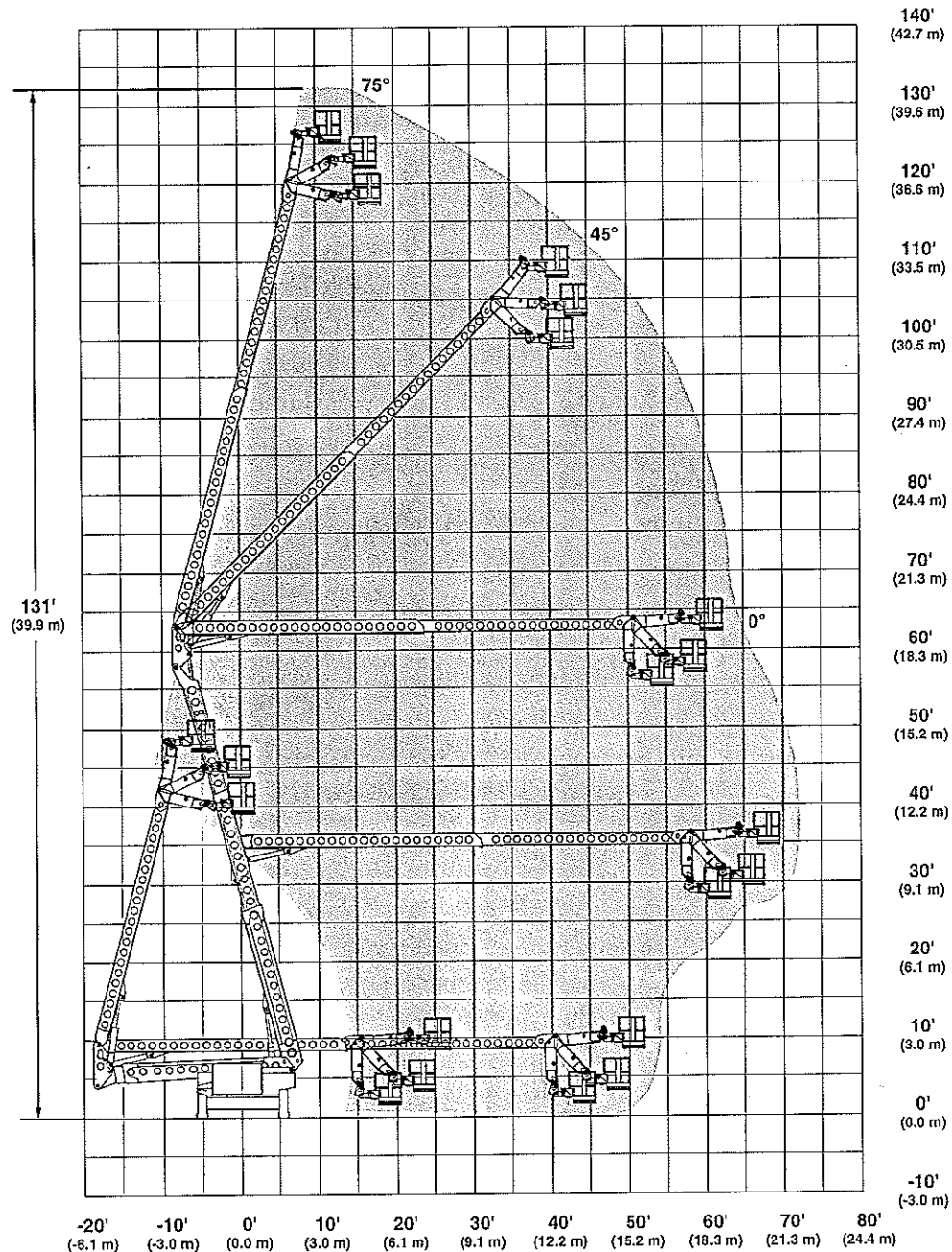
Hydraulics

Reservoir Capacity	102 gallons (386 liters)
Hydraulic Pump Type	Axial Piston
Auxiliary Power	Yes

Shipping Information

Gross Vehicle Weight	47,900 lbs. (21727 kg)
Shipping Cube	3,274 cu. ft. (92.7 m³)

*Published machine gradeability is theoretical. Machine to be in a stowed driving position. Always operate machine on a firm, level surface when elevated.



PRODUCT PROTECTION PLAN

One-year parts warranty
 One-year labor warranty
 Seven-year structural warranty

GROVE®

* See warranty information for any limitations or restrictions that may apply

Grove and Grove logo are registered trademarks of Grove Worldwide in the U.S. and/or other countries.
 Copyright © 1999 Grove Worldwide. All Rights Reserved.